

GTX™ 170 / 230 / 300

Comfort, control and power are always in style.




 Blue Abyss and Gulfstream Blue

Rotax® 1630 ACE™ - 170/ 230 / 300

ST3® Hull

iDF - Intelligent Debris-Free Pump System

CAPACITY

Rider Capacity	
Weight Capacity	600 lb / 273 kg
Fuel Capacity	18.5 US gal / 70 L
Glove Box	0.8 US gal / 2.9 L
Front Bin	25.3 US gal / 96 L
Storage Capacity Total	26.1 US gal / 98.9 L

DIMENSIONS

Length (bumper to bumper)	135.9" / 345.1 cm
Width	49.2" / 125 cm
Height	44.9" / 114 cm

HULL

Type	ST3 Hull
Material	Fiberglass

FEATURES

- Ergolock™ two-piece seat with stepped design
- Seat strap
- RF D.E.S.S.™ key
- Wide-angle mirrors
- Handle grips with palm rest
- Footwell carpets
- Large swim platform
- Tilt steering
- Ski tow eye

ROTAX ENGINE

ROTAX ENGINE	1630 ACE - 170	1630 ACE - 230	1630 ACE - 300	
Model	GTX 170	GTX 230	GTX 300	
Horsepower	170 hp	230 hp	300 hp	
Intake System	Naturally aspirated	Supercharged with external intercooler		
Displacement	1,630 cc			
Cooling	Closed-Loop Cooling System (CLCS)			
Reverse System	Electronic iBR**			
Fuel Type	87 octane		91 octane (premium gasoline)	
Throttle System	iTCTM (Intelligent Throttle Control)			
Exhaust System	D-Sea-BelTM system			

GAUGE

Type of Gauge	7.6 in. digital display 7.8 in. color LCD display (with Tech Package)
Main Functions	<ul style="list-style-type: none"> • BRP Connect (opt.) • Music (opt.) • Navigation (opt.) • Bluetooth* connectivity (opt.) • Fuel consumption (opt.) • Speedometer • RPM • Clock • VTS™ • Fuel autonomy • Vehicle hours
iTC System - Mode	Eco*, Sport, Speed Regulator & Slow Speed Mode

WEIGHT

Dry Weight	776 lb / 352 kg 796 lb / 361 kg (with Tech Package)	809 lb / 367 kg 829 lb / 376 kg (with Tech Package)	829 lb / 376 kg 848 lb / 385 kg (with Tech Package)
------------	--	--	--

WARRANTY

BRP limited warranty covers the watercraft for one year.

*Electronic brake, neutral and reverse.

SEA-DOO®

Key Features

- iBR - Intelligent Brake & Reverse
- VTS (Variable Trim System)
- LinQ® attachment system
- Boarding ladder
- Direct-access front storage
- Watertight phone compartment
- Tech Package (optional):
 - BRP Audio - Premium System
 - Full-color 7.8 in. wide display
 - USB port



Blue Abyss and Gulfstream Blue

Feature Highlights




iDF - Intelligent Debris Free System
An innovative, industry-first system that allows you to free your pump of weeds and debris with intuitive handlebar-activated controls.




Tech Package (optional)
Levels up entertainment and functionality on the water. It includes a factory-installed, truly waterproof Bluetooth® audio system, a 7.8" color display and a USB port.



Swim Platform with Integrated LinQ System
Exclusive quick-attach system on the largest swim platform in the Sea-Doo family that allows for easy installation of accessories.



Rotax 1630 ACE - 170 / 230 / 300
The 170 hp boasts naturally aspirated punch with optimal fuel economy. Both 230 hp and 300 hp supercharged versions allow you to level up the performance to your liking.



ST3 Hull
An innovative hull that sets the benchmark for rough water handling, stability, and offshore performance.



Direct-Access Front Storage
All your gear within arm's reach thanks to a 25.3 US gal (96 L) front storage area, easily accessible from a seated position. Simply raise the handlebars to access essentials for any adventure.¹

¹Bin organizers are not included.